

J1

Metric Sample: 1A40603000099ED000010424; Metric Batch: 1A4060300001F41000000493

Sample ID: HR20201190950	Produced: 11/12/2020	Distributor	Producer
Strain: J1	Collected: 11/25/2020	Purple Star MD	Purple Star MD
Matrix: Plant	Received: 11/25/2020	Lic. # C11-0000006-LIC	Lic. # CCL18-0002610
Type: Flower - Cured	Completed: 12/08/2020	2525 Phelps St	820 McNab Ranch Rd, Ukiah, CA 95482
Sample Size: 77.79 g; Batch: 22,215 g	Batch#: FL-20027	San Francisco, CA 94124	



Summary

Test	Date Tested	Result
Batch		Pass
Cannabinoids	12/07/2020	Pass
Moisture	11/30/2020	11.89%
Water Activity	11/27/2020	Pass - 0.55000 aw
Terpenes	11/27/2020	Complete
Microbials	11/30/2020	Pass
Mycotoxins	11/30/2020	Pass
Pesticides	11/27/2020	Pass
Heavy Metals	11/30/2020	Pass
Foreign Matter	11/27/2020	Pass

Cannabinoids

Pass



Analyte	LOD	LOQ	Result	Result
	%	%	%	mg/g
THCa	0.0033	0.0100	29.01	290.1
Δ9-THC	0.0033	0.0100	1.10	11.0
CBDa	0.0033	0.0100	ND	ND
CBD	0.0033	0.0100	ND	ND
CBN	0.0010	0.0025	ND	ND
CBG	0.0010	0.0025	0.24	2.4
Total THC			26.54	265.4
Total CBD			ND	ND
Total			30.35	303.5

Determination of Cannabinoids by HPLC, HL223

Total THC = THCa * 0.877 + Δ9-THC

Total CBD = CBDa * 0.877 + CBD

ND = Not Detected; NR = Not Reported; LOD = Limit of Detection; The reported result is based on a sample weight with the applicable moisture content for that sample; Unless otherwise stated all quality control samples performed within specifications established by the Laboratory. HL105.10-01



Ming Li

Ming Li - General Manager
12/08/2020

Confident Cannabis
All Rights Reserved
support@confidentcannabis.com
(866) 506-5866
www.confidentcannabis.com



ISO 17025 accredited by A2LA (Certificate No: 4074.01 & 4074.02). Sampling Procedure: SOP HL 110.2; Foreign Material: UV light/Microscope SOP HL 323, SOP HL 324; Water Activity: Water Activity Meter SOP HL 238; Moisture: Drying Oven SOP HL217.1; All LQC ran in accordance with 16 CCR sec. 5730. This product has been tested by Harrens Lab Inc. using valid testing methodologies and a quality system as required by state law. Values reported relate only to the product tested. Harrens Lab Inc. makes no claims as to the efficacy, safety or other risks associated with any detected or non-detected levels of any compounds reported herein. This Certificate shall not be reproduced except in full, without the written approval of Harrens Lab Inc.

J1






Metric Sample: 1A40603000099ED000010424; Metric Batch: 1A4060300001F41000000493

Sample ID: HR20201190950	Produced: 11/12/2020	Distributor	Producer
Strain: J1	Collected: 11/25/2020	Purple Star MD	Purple Star MD
Matrix: Plant	Received: 11/25/2020	Lic. # C11-0000006-LIC	Lic. # CCL18-0002610
Type: Flower - Cured	Completed: 12/08/2020	2525 Phelps St	820 McNab Ranch Rd, Ukiah, CA 95482
Sample Size: 77.79 g; Batch: 22,215 g	Batch#: FL-20027	San Francisco, CA 94124	

Terpenes

Analyte	LOD	LOQ	Results	Results	
	%	%	%	mg/g	
δ-Limonene	0.0080	0.0100	0.643	6.43	
β-Caryophyllene	0.0080	0.0100	0.612	6.12	
β-Myrcene	0.0080	0.0100	0.497	4.97	
α-Humulene	0.0080	0.0100	0.174	1.74	
β-Pinene	0.0080	0.0100	0.111	1.11	
α-Pinene	0.0080	0.0100	0.058	0.58	
trans-Nerolidol	0.0080	0.0100	0.057	0.57	
Fenchol	0.0080	0.0100	0.055	0.55	
α-Bisabolol	0.0080	0.0100	0.053	0.53	
Borneol	0.0080	0.0100	0.050	0.50	
cis-Nerolidol	0.0080	0.0100	0.045	0.45	
α-Terpineol	0.0080	0.0100	0.033	0.33	
Isopulegol	0.0080	0.0100	0.028	0.28	
Camphene	0.0080	0.0100	0.017	0.17	
3-Carene	0.0080	0.0100	ND	ND	
α-Phellandrene	0.0080	0.0100	ND	ND	
α-Terpinene	0.0080	0.0100	ND	ND	
β-Ocimene	0.0080	0.0100	ND	ND	
Caryophyllene Oxide	0.0080	0.0100	ND	ND	
Eucalyptol	0.0080	0.0100	ND	ND	
Fenchone	0.0080	0.0100	ND	ND	
γ-Terpinene	0.0080	0.0100	ND	ND	
Geraniol	0.0080	0.0100	ND	ND	
Geranyl Acetate	0.0080	0.0100	ND	ND	
Guaiol	0.0080	0.0100	ND	ND	
Linalool	0.0080	0.0100	ND	ND	
Menthol	0.0080	0.0100	ND	ND	
Nerol	0.0080	0.0100	ND	ND	
Ocimene	0.0080	0.0100	ND	ND	
Pulegone	0.0080	0.0100	ND	ND	
p-Cymene	0.0080	0.0100	ND	ND	
Terpinolene	0.0080	0.0100	ND	ND	
Total			2.433	24.33	

Primary Aromas

 Orange	 Cinnamon	 Hops	 Pine	 Basil
---	---	---	---	--

Date Tested: 11/27/2020
ND = Not Detected; NR = Not Reported; LOD = Limit of Detection; Unless otherwise stated all quality control samples performed within specifications established by the Laboratory. HL105.10-01. SOP HL228. GC-FID



Ming Li

Ming Li - General Manager
12/08/2020

Confident Cannabis
All Rights Reserved
support@confidentcannabis.com
(866) 506-5866
www.confidentcannabis.com



ISO 17025 accredited by A2LA (Certificate No: 4074.01 & 4074.02). Sampling Procedure: SOP HL 110.2; Foreign Material: UV light/Microscope SOP HL 323, SOP HL 324; Water Activity: Water Activity Meter SOP HL 238; Moisture: Drying Oven SOP HL217.1; All LQC ran in accordance with 16 CCR sec. 5730. This product has been tested by Harrens Lab Inc. using valid testing methodologies and a quality system as required by state law. Values reported relate only to the product tested. Harrens Lab Inc. makes no claims as to the efficacy, safety or other risks associated with any detected or non-detected levels of any compounds reported herein. This Certificate shall not be reproduced except in full, without the written approval of Harrens Lab Inc.

J1

Metric Sample: 1A40603000099ED000010424; Metric Batch: 1A4060300001F41000000493

Sample ID: HR20201190950	Produced: 11/12/2020	Distributor	Producer
Strain: J1	Collected: 11/25/2020	Purple Star MD	Purple Star MD
Matrix: Plant	Received: 11/25/2020	Lic. # C11-0000006-LIC	Lic. # CCL18-0002610
Type: Flower - Cured	Completed: 12/08/2020	2525 Phelps St	820 McNab Ranch Rd, Ukiah, CA 95482
Sample Size: 77.79 g; Batch: 22,215 g	Batch#: FL-20027	San Francisco, CA 94124	

Pesticides

Pass

Analyte	LOD	LOQ	Limit	Results	Status	Analyte	LOD	LOQ	Limit	Results	Status
	µg/g	µg/g	µg/g	µg/g			µg/g	µg/g	µg/g	µg/g	
Abamectin	0.03	0.1	0.1	ND	Pass	Fludioxonil	0.03	0.1	0.1	ND	Pass
Acephate	0.03	0.1	0.1	ND	Pass	Hexythiazox	0.03	0.1	0.1	ND	Pass
Acequinocyl	0.03	0.1	0.1	ND	Pass	Imazalil	0.03	0.1	0.03	ND	Pass
Acetamiprid	0.03	0.1	0.1	ND	Pass	Imidacloprid	0.03	0.1	5	ND	Pass
Aldicarb	0.03	0.1	0.03	ND	Pass	Kresoxim Methyl	0.03	0.1	0.1	ND	Pass
Azoxystrobin	0.03	0.1	0.1	ND	Pass	Malathion	0.03	0.1	0.5	ND	Pass
Bifenazate	0.03	0.1	0.1	ND	Pass	Metalaxyl	0.03	0.1	2	ND	Pass
Bifenthrin	0.03	0.1	3	ND	Pass	Methiocarb	0.03	0.1	0.03	ND	Pass
Boscalid	0.03	0.1	0.1	ND	Pass	Methomyl	0.03	0.1	1	ND	Pass
Captan	0.03	0.1	0.7	ND	Pass	Mevinphos	0.03	0.1	0.03	ND	Pass
Carbaryl	0.03	0.1	0.5	ND	Pass	Myclobutanil	0.03	0.1	0.1	ND	Pass
Carbofuran	0.03	0.1	0.03	ND	Pass	Naled	0.03	0.1	0.1	ND	Pass
Chlorantraniliprole	0.03	0.1	10	ND	Pass	Oxamyl	0.03	0.1	0.5	ND	Pass
Chlordane	0.03	0.1	0.03	ND	Pass	Pacllobutrazol	0.03	0.1	0.03	ND	Pass
Chlorfenapyr	0.03	0.1	0.03	ND	Pass	Parathion Methyl	0.03	0.1	0.03	ND	Pass
Chlorpyrifos	0.03	0.1	0.03	ND	Pass	Pentachloronitrobenzene	0.03	0.1	0.1	ND	Pass
Clofentezine	0.03	0.1	0.1	ND	Pass	Permethrin	0.03	0.1	0.5	ND	Pass
Coumaphos	0.03	0.1	0.03	ND	Pass	Phosmet	0.03	0.1	0.1	ND	Pass
Cyfluthrin	0.03	0.1	2	ND	Pass	Piperonyl Butoxide	0.03	0.1	3	ND	Pass
Cypermethrin	0.03	0.1	1	ND	Pass	Prallethrin	0.03	0.1	0.1	ND	Pass
Daminozide	0.03	0.1	0.03	ND	Pass	Propiconazole	0.03	0.1	0.1	ND	Pass
Diazinon	0.03	0.1	0.1	ND	Pass	Propoxur	0.03	0.1	0.03	ND	Pass
Dichlorvos	0.03	0.1	0.03	ND	Pass	Pyrethrins	0.03	0.1	0.5	ND	Pass
Dimethoate	0.03	0.1	0.03	ND	Pass	Pyridaben	0.03	0.1	0.1	ND	Pass
Dimethomorph	0.03	0.1	2	ND	Pass	Spinetoram	0.03	0.1	0.1	ND	Pass
Ethoprophos	0.03	0.1	0.03	ND	Pass	Spinosad	0.03	0.1	0.1	ND	Pass
Etofenprox	0.03	0.1	0.03	ND	Pass	Spiromesifen	0.03	0.1	0.1	ND	Pass
Etoazole	0.03	0.1	0.1	ND	Pass	Spirotetramat	0.03	0.1	0.1	ND	Pass
Fenhexamid	0.03	0.1	0.1	ND	Pass	Spiroxamine	0.03	0.1	0.03	ND	Pass
Fenoxycarb	0.03	0.1	0.03	ND	Pass	Tebuconazole	0.03	0.1	0.1	ND	Pass
Fenpyroximate	0.03	0.1	0.1	ND	Pass	Thiacloprid	0.03	0.1	0.03	ND	Pass
Fipronil	0.03	0.1	0.03	ND	Pass	Thiamethoxam	0.03	0.1	5	ND	Pass
Flonicamid	0.03	0.1	0.1	ND	Pass	Trifloxystrobin	0.03	0.1	0.1	ND	Pass

Date Tested: 11/27/2020
We analyze samples by AOAC Official Method 2007.01-Modified; ND = Not Detected; NR = Not Reported; LOD = Limit of Detection; The reported result is based on a sample weight with the applicable moisture content for that sample; Unless otherwise stated all quality control samples performed within specifications established by the Laboratory. HL105.10-01



Ming Li

Ming Li - General Manager
12/08/2020

Confident Cannabis
All Rights Reserved
support@confidentcannabis.com
(866) 506-5866
www.confidentcannabis.com



ISO 17025 accredited by A2LA (Certificate No: 4074.01 & 4074.02). Sampling Procedure: SOP HL 110.2; Foreign Material: UV light/Microscope SOP HL 323, SOP HL 324; Water Activity: Water Activity Meter SOP HL 238; Moisture: Drying Oven SOP HL217.1; All LQC ran in accordance with 16 CCR sec. 5730. This product has been tested by Harrens Lab Inc. using valid testing methodologies and a quality system as required by state law. Values reported relate only to the product tested. Harrens Lab Inc. makes no claims as to the efficacy, safety or other risks associated with any detected or non-detected levels of any compounds reported herein. This Certificate shall not be reproduced except in full, without the written approval of Harrens Lab Inc.

J1

Metric Sample: 1A40603000099ED000010424; Metric Batch: 1A4060300001F41000000493

Sample ID: HR20201190950	Produced: 11/12/2020	Distributor	Producer
Strain: J1	Collected: 11/25/2020	Purple Star MD	Purple Star MD
Matrix: Plant	Received: 11/25/2020	Lic. # C11-0000006-LIC	Lic. # CCL18-0002610
Type: Flower - Cured	Completed: 12/08/2020	2525 Phelps St	820 McNab Ranch Rd, Ukiah, CA 95482
Sample Size: 77.79 g; Batch: 22,215 g	Batch#: FL-20027	San Francisco, CA 94124	

Microbials

Analyte	Results	Status
Aerobic Plate Count	NR	NT
Aspergillus flavus	Not Detected in 1g	Pass
Aspergillus fumigatus	Not Detected in 1g	Pass
Aspergillus niger	Not Detected in 1g	Pass
Aspergillus terreus	Not Detected in 1g	Pass
Shiga Toxin-producing E. coli	Not Detected in 1g	Pass
Salmonella SPP	Not Detected in 1g	Pass
Yeast & Mold	NR	NT

Date Tested: 11/30/2020

NR = Not Reported; Aerobic Bacteria refers to Aerobic Plate Count, we analyze by method FDA BAM Jan 2001, Chapter 3. E.coli refers to E.coli Plate Count, we analyze by method FDA BAM Jan 2001, Chapter 4. Coliforms refers to Coliform Plate Count, we analyze by method FDA BAM Jan 2001, Chapter 4. Salmonella analysis method by Compact Dry SL, Hardy Diagnostics. Visual Mold inspection by UV light. 1= Mold Present, 0=Mold Not Present. Yeast and Mold Plate count method by AOAC no. 100401 or FDA BAM Jan 2001, Chapter 18. HL105.10-01. Salmonella and STEC: SOP HL 316. Aspergillus sp.: SOP HL311.2 (modified) & SOP HL 317.

Mycotoxins

Analyte	LOD µg/kg	LOQ µg/kg	Limit µg/kg	Results µg/kg	Status
Aflatoxin B1	0.4	1		ND	Tested
Aflatoxin B2	0.4	1		ND	Tested
Aflatoxin G1	0.4	1		ND	Tested
Aflatoxin G2	0.4	1		ND	Tested
Total Aflatoxins			20	ND	Pass
Ochratoxin A	0.4	1	20	ND	Pass

Date Tested: 11/30/2020

SOP HL 240

Total Aflatoxins = Aflatoxin B1 + Aflatoxin B2 + Aflatoxin G1 + Aflatoxin G2. Each aflatoxin is tested individually.

Heavy Metals

Analyte	LOD µg/g	LOQ µg/g	Limit µg/g	Results µg/g	Status
Arsenic	0.07	0.20	0.2	ND	Pass
Cadmium	0.07	0.20	0.2	ND	Pass
Lead	0.17	0.50	0.5	ND	Pass
Mercury	0.03	0.10	0.1	<LOQ	Pass

Date Tested: 11/30/2020

SOP HL 237



Ming Li

Ming Li - General Manager
12/08/2020

Confident Cannabis
All Rights Reserved
support@confidentcannabis.com
(866) 506-5866
www.confidentcannabis.com

